

In this PDF, you will find instructions on how to write to your MSP to ask them to support the Disabled Children and Young People (Transitions to Adulthood) (Scotland) Bill. The instructions below include screenshots that show you a step-by-step guide on how to send the email to your MSPs.

Below is a standard email template that you can send to your MSPs, and you can edit it to include your own stories and thoughts about the Bill.

### **Back The Bill Email Template**

“

I am writing to you to ask you to support Pam Duncan-Glancy MSP’s Disabled Children and Young People (Transitions to Adulthood) (Scotland) Bill, which would give disabled children and young people across Scotland a fighting chance at a future.

It is vital that disabled children and young people have the same opportunity to achieve their dreams and aspirations as anyone else, and that is what this Bill is all about. Disabled people are three times more likely to be not in employment, education, or training (NEET). That has not changed since Jamie Hepburn MSP asked the Scottish Government about this in 2008. 15 years of stagnation for disabled children and young people is unacceptable.

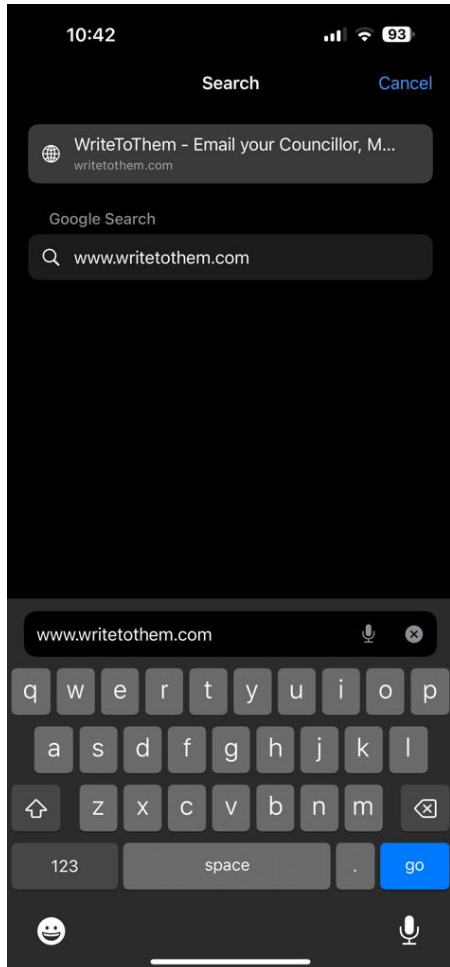
There is also a 5-point gap in the number of disabled people achieving grades A-C, compared to others, and this is, inevitably, halting their progress and severely limiting the opportunities accessible for disabled young people.

At the age of 16, disabled young people have the same aspirations as other young people. By the age of 26, they believe nothing they can do will change their lives. At a time in their lives when they should be excited about their future, disabled children and young people feel hopeless.

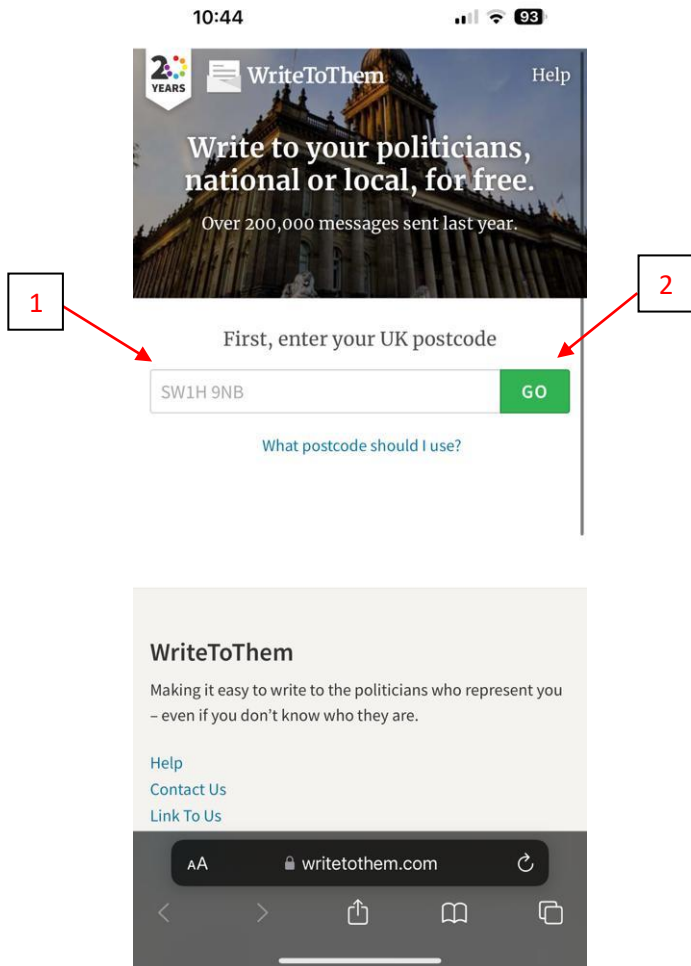
But you have the power to change this. By supporting the Young Disabled People’s Transitions to Adulthood Bill, you are supporting opportunity for disabled children and young people across Scotland. People need this Bill to have a fighting chance at building a decent future, and with your support, they can have that.

“

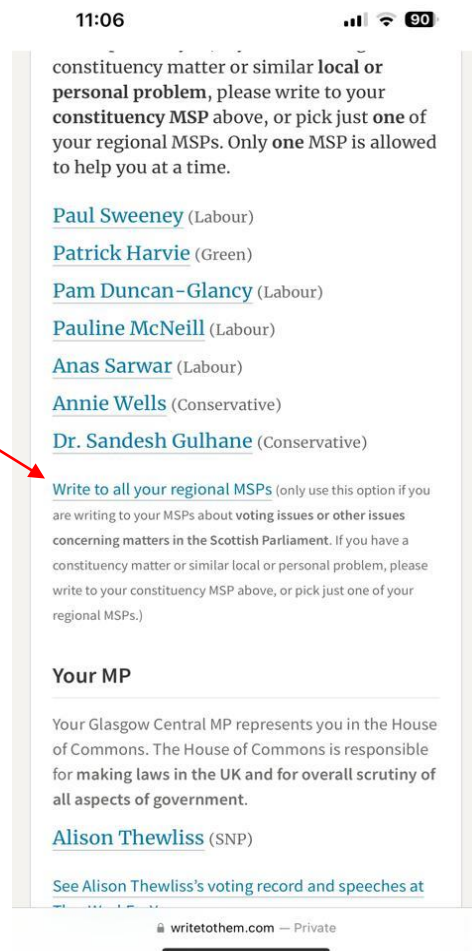
Step One: on your **BROWSER**, search <https://www.writetothem.com/>



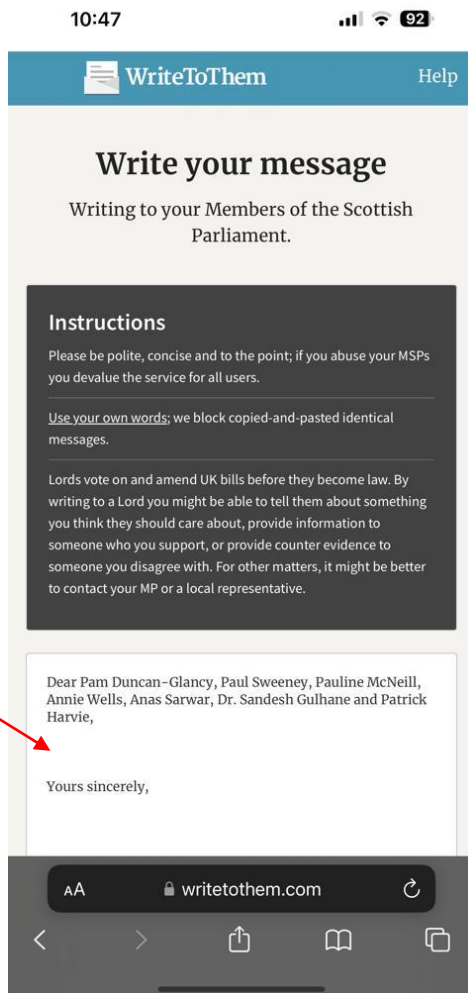
Step Two: on the **WRITE TO THEM HOMEPAGE**, type your postcode into the postcode box then click **GO**






Step Three: on the **CHOOSE YOUR REPRESENTATIVE** page, scroll down to **YOUR MSPs**, and select **WRITE TO ALL YOUR REGIONAL MSPS**



Step Four: copy the **BACK THE BILL EMAIL** provided on **PAGE 1**, and paste it into the **WRITE YOUR MESSAGE** box and sign the email off with your name



Step Five: scroll down and complete the **ABOUT YOU** section

10:48   

### About You

Your name

Your email

Confirm email

Phone optional

### Your Address

Address Line 1

Address Line 2 optional


Town/City

County optional UK postcode




All the information you provide here will be sent to your representatives or their offices.

Any response from them will come directly to you via email or letter. After you use WriteToThem, you will receive a maximum of two follow-up messages from us, checking whether you received a response.

[Read about how we keep your data private](#) (opens in a



Step Six: click the **PREVIEW AND SEND** button

10:49    92

Town/City

County optional UK postcode

All the information you provide here will be sent to your representatives or their offices.

Any response from them will come directly to you via email or letter. After you use WriteToThem, you will receive a maximum of two follow-up messages from us, checking whether you received a response.

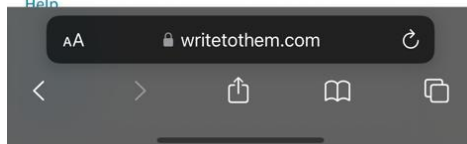
[Read about how we keep your data private](#) (opens in a new window).

[Preview and send](#)

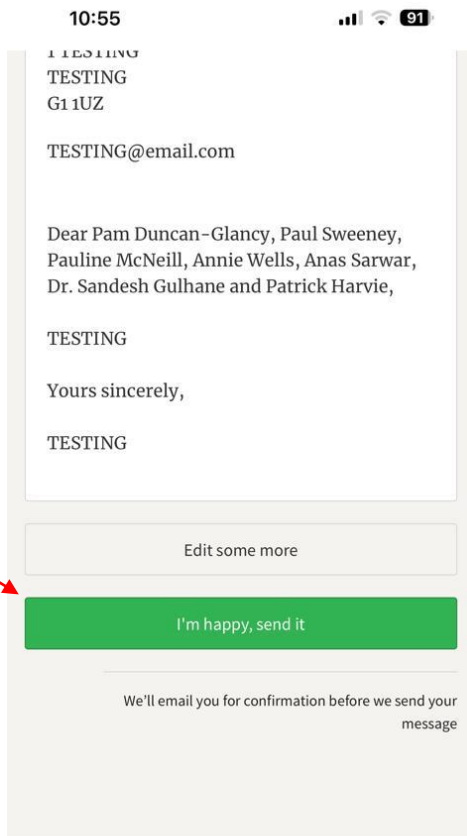
## WriteToThem

Making it easy to write to the politicians who represent you – even if you don't know who they are.

[Help](#)



Step Seven: read over the email, and once you are happy, click **I'M HAPPY, SEND IT**

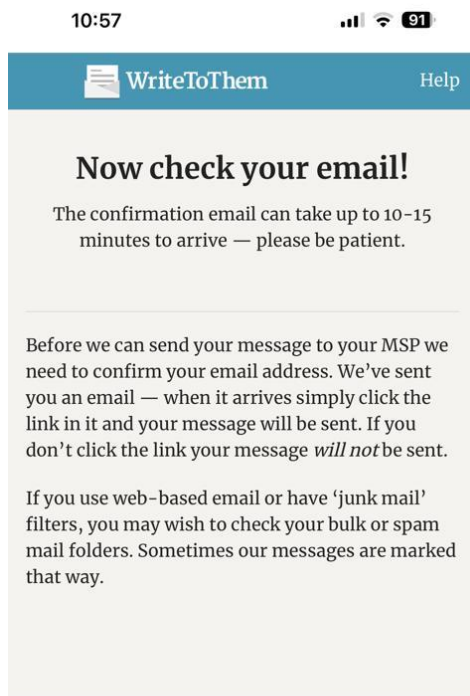


WriteToThem

 writetothem.com — Private



Step Eight: access the email account that you provided in the **ABOUT YOU** section, and click the link to verify your email address then the email will send



#### WriteToThem

Making it easy to write to the politicians who represent you  
— even if you don't know who they are.

